



Bay Area Genealogical Society Newsletter

P.O. Box 891447
Houston, TX 77289-1447

Volume 5, Issue No. 12

August 2006

August Meeting: "Show & Tell" and Recording Family History

Gems from Genealogists



I know that some of you are not located in Texas and may not have an interest, but you'd be surprised at what you might find in *Will's Texana Monthly*...and Will says he has plenty of out-of-state subscribers. If you have an interest in *Texana* (and who doesn't), then you'll want to receive this. It is filled with news, reviews, and wonderful Internet sites to access .

Will's Texana Monthly is FREE by email; all you have to do is request it from Will by going to: willstexana@yahoo.com -- tell him Trevia sent you! It's not all genealogy or history.

Try it for a couple of months; you can always opt out.

Dug up by: Trevia Wooster
Beverley

Inside BAGS ---

- 2 President's Message
- 3 Membership / Family Tree Maker
- 4 Family Tree Maker
- 5 Calendar of Events
- 6 Featured Ancestors
- 7 Committee Page
- 8 Online Extra (appears in online version only)

Show & Tell

Every August is BAGS Show & Tell, when our members share family history and socialize with each other. You are the entertainment portion of our program. The evening also includes a potluck supper provided by all the chefs (members) in our society.

Display artifacts, memorabilia, scrapbooks, that story or memory wrapped around them and tell your tale to the group at Show & Tell. It could be anything from a small photo with a brief description or something you have that's an important family event. We are a willing audience and you should know by now that every family has a great story somewhere. We particularly enjoy your sharing an amusing experience while accumulating your genealogical information. It's all fun and no one will be grading anyone's presentation.

Have you ever wondered how best to present and preserve your family's history? You know this information, but will the next generation, and what about fifty years from now? Imagine all the research and stories that you have uncovered coming to life for your family. Visualize a library of bound books that tell the stories of the people and heroes in your family. At Show & Tell, Judi Hoggatt, a Heritage Makers Consultant, will introduce the Heritage Maker family of books. With Heritage Makers, you can preserve the precious events and memories in custom hardbound books that will be read and treasured for generations. Each book will last through years of use with hardbound cover and reinforced stitched binding.

The potluck supper has always been a delicious combination of family favorite recipes and traditional "trademark" dishes that we love sharing and eating. **We request that every attending member bring a dish** and please include copies of the recipe.

Your participation turns a "good night" into a "great night." Come with a smile, a dish and recipe, a story or memory, a friend or two and take this sentimental journey with us, Friday, August 25th, at 6:00 pm in the **1st floor Chapel**. Plan to arrive at 5:30 to set up any visual aids. See you there...



"Show & Tell" - August 2005

PHOTOS BY LEO WALTZ

BAGS Officers

President – Loren Martin
281-332-2435
president@TxBayAreaGen.org

1st Vice Pres. -- Alice Braud-Jones
281-380-8920
genealijonz at houston.rr.com

2nd Vice Pres. -- Dick Warren
281-461-1472
dick@merlins-web.com

Recording Secy. – Mary Martin
281-332-2435
lmartin497@aol.com

Corresponding Secy. – Shirley Lindquist
281-286-4125
shirleylindquist@sbcglobal.net

Treasurer -- Resa Hennings
281-326-4936
resa@resa.us

Registrar – Rose Mary Fritz
281-337-5495
registrar@TxBayAreaGen.org

Newsletter Staff

Editor
Linda Carrington

Compositor
Doug Wilson

Proofreaders – **Barbara Stanley**
Alice Braud-Jones

Photographers – **Linda Goerland**
Neil Miserendino, Leo Waltz

Distribution – **Lee Jared**

5 Gen. Charts – **Carole Varnado**

This newsletter is a monthly publication of the Bay Area Genealogical Society, a non-profit educational organization dedicated to the people of Harris and Galveston counties, Texas, who have an interest in genealogy.

Articles on genealogy are welcome. Inclusion is based on space available and is subject to editing. Please include permissions with copyrighted material submissions.

Questions or comments on the BAGS Newsletter should be addressed to:

Editor, P.O. Box 891447,
Houston, TX 77289-1447, or
lmc62@houston.rr.com

All rights reserved.

Message from the President

Loren Martin

This month is the annual BAGS member “Show & Tell” and potluck meeting. This time we cannot just come to the meeting and sit down and listen to one of our excellent speakers. This month each of us is the “speaker” and responsible for sharing our information with each other and our guests.

Let me say that in a different way. There are two very important parts to the August meeting.

- The first is for each of us, as active genealogists and as good members of BAGS, to open our hearts and wealth of knowledge and help others. Please participate in the “Show & Tell” and come with something to share! Many things that we think are very minor and that no one else would care about may be the exact piece of information that others need or would find very interesting. Share!
- The second is to bring guests! It has been said that genealogy is more popular today than ever before; that it is one of the most popular topics on the Web. We need to find these people who are sitting at home and surfing the Web. We need to find these people who are interested in history and family. They are the same people that we work with or who belong to our various organizations. Invite them to our August 25th meeting, offer to provide transportation to them, and encourage them to find out about our wonderful BAGS organization. We have much to offer to others and new members will bring new ideas and enthusiasm to BAGS.


Let's make this meeting a tremendous success by increased attendance and our commitment to active participation. This synergy can then carry forward to the September Family Tree Maker seminar. This seminar will again provide us with the opportunity to invite others to learn more about genealogy research tools and our organization.

Bring a friend to BAGS, tell others about our outstanding organization, and make our guests feel welcome!

Loren



It's that time again - time to pay dues for the 2006-2007 society year. **Dues are due by September 1st**; so please take a moment to address an envelope and send your dues today!



We have an exciting year planned. As usual we will have interesting and informative speakers at our regular meetings. We will also have special events throughout the year, such as:

- August is always an occasion for Society members to share some of their stories and show prized family possessions,
- The Family Tree Maker Software Workshop scheduled for September 30th is generating a lot of interest in the community,
- The Family History display in October at Freeman Library in Clear Lake,
- BAGS Holiday dinner party in December, and
- A major seminar, sponsored jointly by Clayton Library Friends and BAGS, will feature nationally recognized Claire Bettag as speaker on March 17, 2007.

These are all opportunities to share information and learn from experts. Renew your membership now and assure your place at the table.

Membership applications for new or renewing members can be found on the BAGS website: www.TxBayAreaGen.org You may take your application to the next BAGS meeting on Friday, August 25th or send a completed application form and your check for \$20.00 for single membership or \$25.00 for family membership to:

BAGS Registrar
5001 Casa Grande
Dickinson, TX 77539-7504

Members, please notify Rose Mary Fritz at Registrar@TxBayAreaGen.org of any changes in name, address, email or phone number. We may need to contact you with important information.

In this Family Tree Maker chapter we will describe how to design and personalize your reports with images bringing your family story to life by customizing a wide variety of charts and reports with images, photos, colors, fonts, borders and box styles. Then, you add your own personal touch and style.

It is important to acknowledge that the procedures and techniques came from the The Family Tree Maker website which can be found at <http://www.familytreemaker.com/Default.aspx?lcid=1033>. The site provides a variety of software support for users. The Family Tree Maker Help Center has tutorials and procedures as follows:

- ◆ Getting Started Tutorial
<http://www.familytreemaker.com/help/tutorials/gettingstarted2006/>
- ◆ Technical Support
http://www.genealogy.com/help/ftm_curr.html
- ◆ Online Classes
<http://www.myfamily.com/isapi.dll?c=h&htx=onlinetraining&school=GEN>
- ◆ FTM User Forums
<http://genforum.genealogy.com/general/#computers>

Design: Charts Overview

As your family tree grows larger, charts help you visualize the "big picture" and provide an attractive way to display your family tree.

Family Tree Maker lets you select from a broad range of charts to meet every need and preference. Charts can be customized in an almost infinite variety of ways.

Design: Different Types of Charts

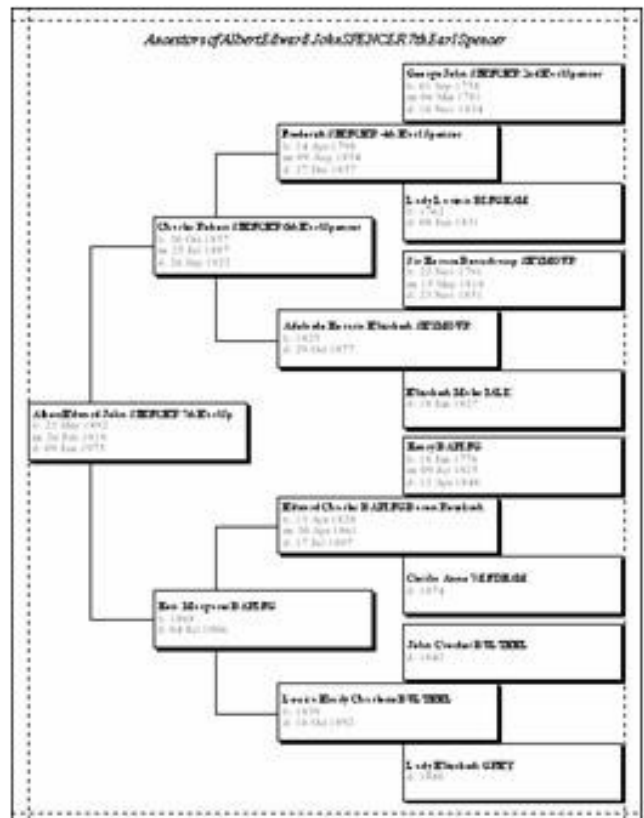
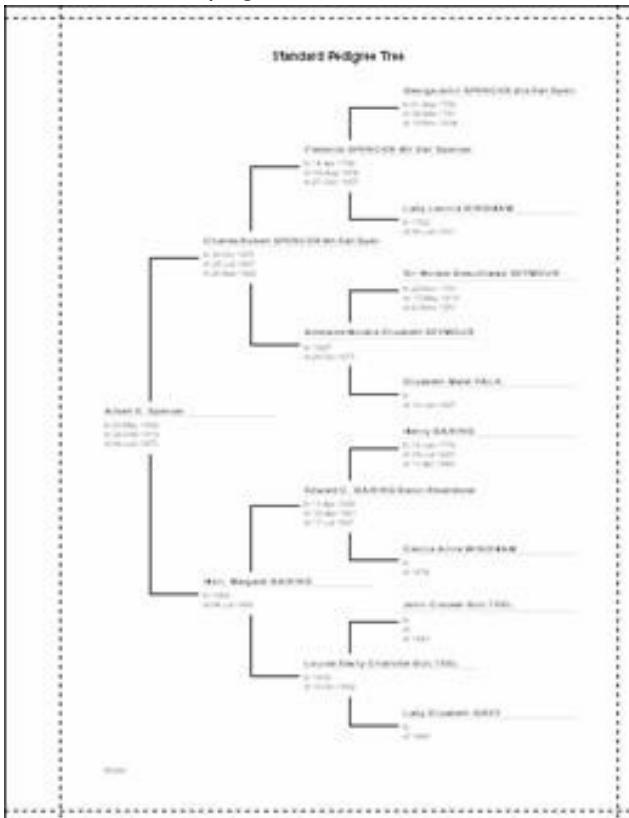
The types of charts that can be created with Family Tree Maker can be categorized by content and appearance.

You can design and print charts that show an individual's ancestors, descendants, both, and even an "all in one" tree that includes siblings. The particular types of information to be printed about each person can be specified to meet your needs.


Personal tastes vary as to exactly what the "ideal family tree" should look like. Family Tree Maker lets you design the layouts that work best for you. Charts can display family information vertically, horizontally, with or without boxes and borders, and in any fonts you have available. You can also include photos, both with individuals and as background.

Continued on page 4


Continued from page 3




Probably the best-known type is the traditional Pedigree Chart that starts with one individual and displays his/her ancestors to a certain number of generations. This is what most people think of when they hear the term "family tree." We're going to design and print a standard ancestor tree, which is visually more interesting.


Navigate to and highlight your name in the Pedigree View. Click on the **Tree Charts** toolbar button  and select **Ancestor Tree - Standard**. The Chart window appears displaying an ancestor tree. The Chart toolbar appears on the right side of the screen.

Click the **Format**  button on the Chart toolbar (the top button). The Tree Format window appears. Make sure that the following are selected: **Custom** (in the Type area), **Overlap** (in Connections), **Squished** (in Layout), and the **Center tree on page(s)** checkbox. When you've verified these selections, click the **OK** button.


Click the **Number of Generations**  toolbar, select **3** in the Select number window, and click the **OK** button.


Click the **Box, Line, and Border Styles**  toolbar button. On the Boxes tabbed page, click **Females**, press and hold Shift, then click **Males**. Both Females

and Males should be highlighted. On the Box style area, click the second box from the right. Click the **Borders** tab and click on the top right box in the Border style area and click **OK** button.

Click the **Text Font and Style**  toolbar button . Try experimenting with different font styles, sizes, and color.

Click **Contents** on the menu bar, then click Title & Footnote on the pop-up window. The Title & Footnote window appears. Click **Custom title** and enter your name. Click the **Draw box around footnote** check box

and click **OK**. Click the **Save View**  toolbar button. This lets you save this chart for future use.


 Print your finished chart by clicking the Print button on the toolbar.

To get some creative ideas, click **Format** on the menu bar, then click **Family Tree Templates**. Try different formats to see how they change your chart. Feel free to experiment with your own charts.

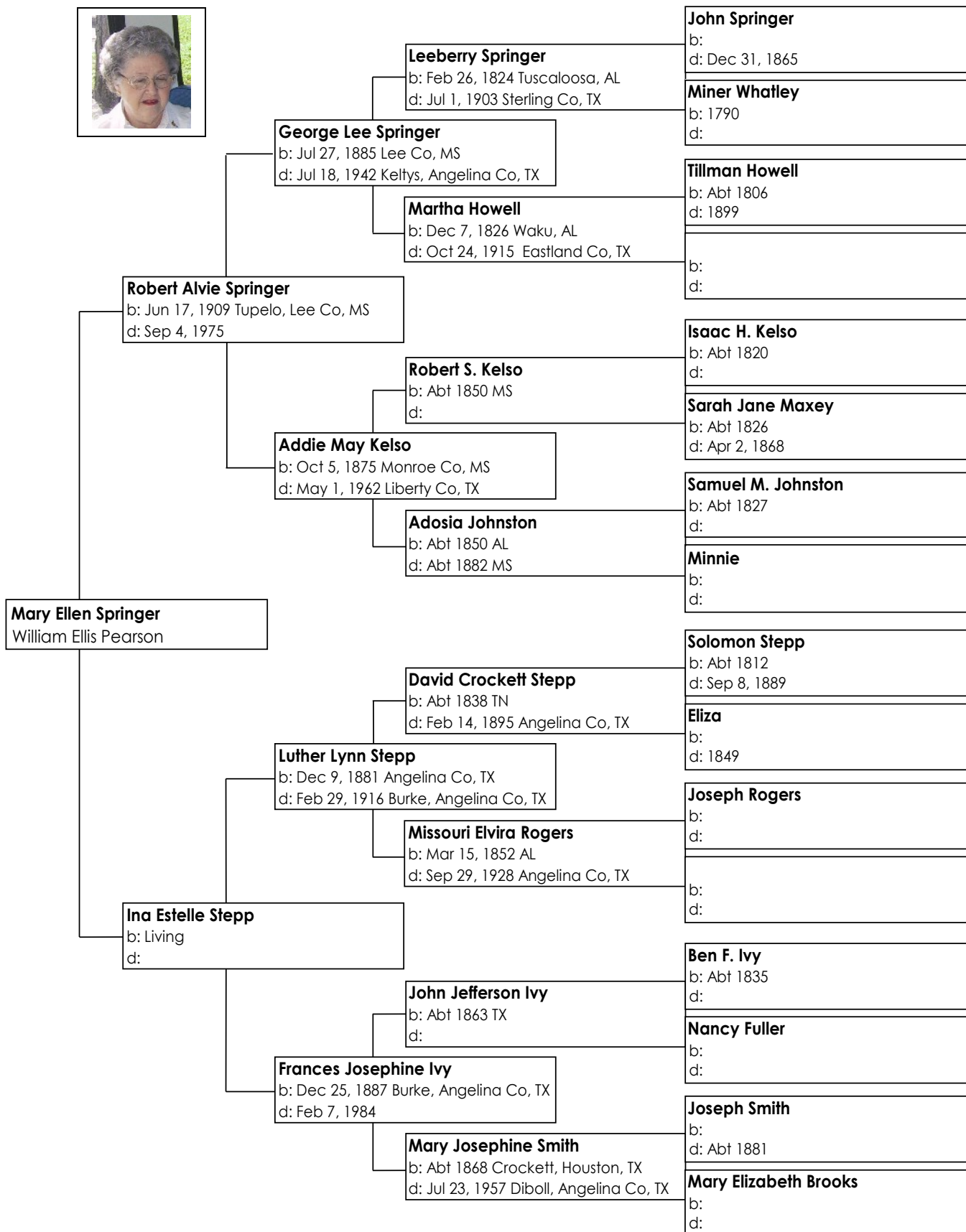

FTM Design continues in
September Newsletter

Events Calendar

BAGS Meetings are held at University Baptist Church (UBC) Members are invited to attend all meetings - <i>Note new Board meeting times</i>	
■Monday, August 21 st , 2006	6:30 pm BAGS Board Meeting, Room LC-210, UBC
■Friday, August 25 th , 2006	6:00 pm BAGS General Meeting, Chapel, 1st Floor , UBC Members "Show and Tell"
■Thursday, September 7 th , 2006	9:00 am BAGS Bus Trip to Clayton Library
■Monday, September 18 th , 2006	1:00 pm Friendswood Public Library "Researching Louisiana Records" Speaker: Jackie Wittschen
■Monday, September 25 th , 2006	6:30 pm BAGS Board Meeting, Room LC-210, UBC
■Friday, September 29 th , 2006	6:00 pm BAGS General Meeting, Great Room, 2 nd Floor, UBC "Plans for Clayton Library" Speaker: Susan Kaufman
■Saturday, September 30 th , 2006	8:00 am to 4:00 pm, Webster Civic Center BAGS Workshop: "Using Family Tree Maker" Speaker: Paula Perkins, FTM Representative
■Monday, October 16 th , 2006	1:00 pm Friendswood Public Library "Research at the DAR Library" Speaker: Alice Braud-Jones
■Monday, October 23 rd , 2006	6:30 pm BAGS Board Meeting, Room LC-210, UBC
■Friday, October 27 th , 2006	6:00 pm BAGS General Meeting, Great Room, 2 nd Floor, UBC Program to be announced
■Fri. - Sat., October 27-28 th , 2006	Texas State Genealogy Society 2006 Conference MacGorman Conference Center, Ft. Worth, Texas Sessions for beginners thru advanced researchers
■Monday, November 13 th , 2006	6:30 pm BAGS Board Meeting, Room LC-210, UBC
■Friday, November 17 th , 2006	6:00 pm BAGS General Meeting, Great Room, 2 nd Floor, UBC Program to be announced
■Friday, December 29 th , 2006	BAGS Board Meeting, Room & Time to be announced
■Friday, December 29 th , 2006	6:30 pm BAGS General Meeting, 2 nd Floor, UBC Holiday Party
■Saturday, March 24 th , 2007	BAGS and Clayton Library Friends Joint Seminar Speaker: Claire Miré Bettag



Ancestors of Mary Springer Pearson



Committee News

Trips to Clayton Library

Mary Martin, Coordinator

We have added one more trip to the Clayton Library, on **Thursday, September 7th**. Later trips to the library will be scheduled during the first and second weeks of September and will be announced on the website and in the September newsletter.



The BAGS website, www.TxBayAreaGen.org, always has a current listing of library trips. We were very fortunate to schedule three extra trips this summer to the library. Because they are scheduled on short notice, it is a good idea to check the website to see if a new trip has been scheduled. Neil Miserendino, email chairman, sends a notice to the BAGS members who have email addresses, as usually there is not time to publish newly scheduled trip in the newsletter.

We always meet in front of the Clear Lake Community Association and Recreation Center at 16511 Diana Lane. The county bus departs there at 9:00 am, then leaves the Clayton Library at 3:00 pm to arrive back at the parking lot before 4:00 pm. If you have any questions or would like to participate in any of the trips, please call Mary Martin at 281-332-2435, or email her at lmartin497@aol.com. Sign-up sheets are also available at the general meetings. Bring a sack lunch and join us to see what new and interesting information you can find about your ancestors.

Freeman Library Exhibit

Shirley Lindquist, Coordinator

October is officially "Family History Month" at Freeman Public Library. BAGS will, once again, be the featured exhibitor during this month. BAGS display theme will honor "Americans in Military Service" and will pertain to all who served in any branch of our military, during any war or conflict. We are counting on our membership to provide objects of interest from the military genres. Display objects should be given to the display committee at the September general meeting and picked up November 1, 2006 at the Freeman Library location. Look for more details, to be announced in future newsletters and general meetings.

BAGS Cookbook

Resa Hennings, Coordinator

BAGS has decided to organize and publish a heritage cookbook. This has been on the minds of our membership since BAGS' origin, but after several unsuccessful attempts, it was placed on the back burner. I think we now have the support, focus, and determination to succeed in this venture. To all the members who graciously contributed recipes in the past that seem to have been lost, please accept our apologies and know that it will not happen again.

We are requesting of each and every member to send along with their favorite recipes, written memories of food, menus, photos, and events. Please send email to Resa Hennings or Mary Martin or deliver your copies to the general meeting. You will be contacted soon, so please be prepared to share some "family favorites" with the world.

BAG\$ Report

Resa Hennings, Treasurer

Balance brought forward	\$2,953.45
Income	+\$56.25
Expenses	-\$456.37
Balance on hand 7/24	\$2,563.33



PHOTOS BY LINDA GOERLAND



Show & Tell
2005



PHOTOS BY LEO WALTZ

REMINDER
General Meeting
Friday, August 25th, 6:00 pm
Great Room (1st Floor) UBC

Deadline for
September Issue is
September 9th, 2006

Parking Suggestion – Park near
church entrance closest to
Middlebrook Drive



BAGS website:
www.TxBayAreaGen.org